

St. Lucie County, FL, 2024 Presidential Preference Primary Election,  
03/19/2024

# Comparison of Cards Cast with Counter Groups

Precinct:  Counter Group:

Counter Group ID	Counter Group	Comparison System	Cards	
			This System	Difference
AB	Absentee	7,307	7,307	0
ED	Election Day	7,284	7,284	0
EV	Early Voting	4,337	4,337	0
PR	Provisional	2	2	0

1 to 4 of 4

**APPROVED** - Date: 4-3-24

Kathryn Nelson  
County Judge

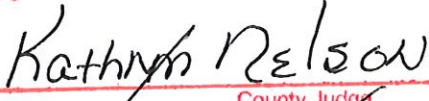


[Signature]  
County Commissioner

[Signature]  
Supervisor of Elections

# Comparison of Votes Cast

Precinct: 
 Counter Group: 
 Contest:

Choice	Ballots With Contest			Votes			Overvoted With Vote for this Choice	Undervoted Without Vote for this Choice
	Comparison System	This System	Difference	Comparison System	This System	Difference		
President (Vote for 1)								
Donald J. Trump	18,930	18,930	0	16228	16228	0	1	11
Nikki R. Haley	18,930	18,930	0	1983	1983	0	0	11
Ron DeSantis	18,930	18,930	0	501	501	0	0	11
Chris Christie	18,930	18,930	0	136	136	0	0	11
Vivek Ramaswamy	18,930	18,930	0	38	38	0	1	11
Asa Hutchinson	18,930	18,930	0	18	18	0	0	11
Ryan L. Binkley	18,930	18,930	0	14	14	0	0	11

**APPROVED - Date:** \_\_\_\_\_  
  
 Kathryn Nelson  
 County Judge  
  
 Larry Lee  
 County Commissioner  
  
 Patricia Wheeler  
 Supervisor of Elections

Florida Form 106A for fl\_stlucie\_2024PPP

ContestName ContestID ChoiceID ChoiceName PrecinctNa CounterGroup VSPaperCa AuditPaper CardDiscre AuditAutom AuditCanvæ AuditPaper  
(Any discrepancies were fewer than 0.5% of the total votes for each contest, and therefore not reported. This report is empty.)

APPROVED - Date: 4-3-24

*Kathryn Nelson*  
County Judge

*[Signature]*  
County Commissioner

*[Signature]*  
Supervisor of Elections